

# H10



## USER MANUAL

POWERFUL & STYLISH BLUETOOTH®  
STEREO HEADPHONES



Thank you for selecting our latest B-Trek H10 Bluetooth® headphone, please read this User's Manual carefully before you operate this headphone, and please save this Manual for further reference.

Before operating, please read all the Safety notice to make sure the safe and appropriate use.



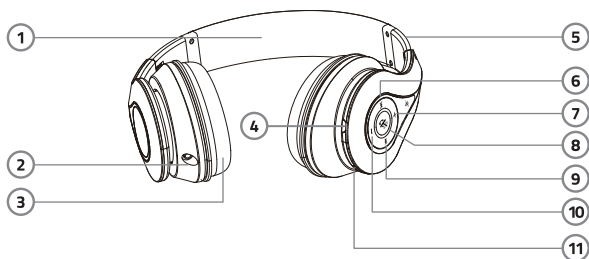
#### **Safety Notice:**

- Please observe the rules of the Country or Region which you are in while driving.
- Do not disassemble or modify the headphone at any reason, otherwise, It may damage or burn the headphone.
- If there is any quality problem, please send the headphone to authorized service center for repairing.
- Please keep the equipment along with all the accessories out of the reach of children and pets. It will cause suffocation and serious injury.
- Do not put the device under the environment which the temperature is too low or too high ( Below 0 C or over 45 C).
- Extreme temperatures will cause the device deformation reduce the charging capacity and shorten the working life.
- Please do not wet the device, for the liquid can cause serious damage to the device. Please do not touch the device by wet hands. It is out of the maintenance range for the damage caused by water.
- Please avoid closing to the eyes of children and pets when using the flash indicator of the device.
- Please do not operate the device in thunderstorm weather.

## FEATURES

- Powerful & Stylish Bluetooth® Stereo Headphone.
- Built-in Mic for handsfree functionality.
- AUX line in allows music playback from various sources.
- Deluxe carry case for easy transportation & care.
- Foldable headphone for easy storage.
- Up to 15 hours battery life.
- Tangle free audio cable.









## BUTTON FUNCTIONALITY & DIAGRAM





- |                                |  |
|--------------------------------|--|
| 1. Soft and comfortable cover. | 7. Volume Increase.                    |
| 2. D3.5mm Plug Port.           | 8. Power switch/Pairing Play / Pause / |
| 3. Soft and comfortable cover. | Receive Hang up phone call.            |
| 4. Charging Port.              | Re-dial the last phone No.             |
| 5. Foldable.                   | 9. Next Song.                          |
| 6. Previous song.              | 10. Volume Decrease.                   |
|                                | 11. Microphone.                        |

## OPERATIONAL INSTRUCTIONS

### 1. Key Function

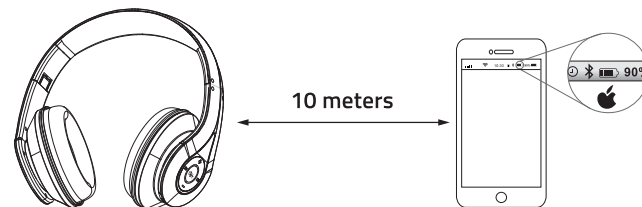
	Power switch	Switch on: Press 2 seconds Switch off: Long-press 5 seconds
	Pairing	Under the conditions of switched on, press the "  " function key 2.5 seconds, the red and blue indicators take turns to flash
	Receive/Hang up phone call	Press "Function Key" to receive phone call, press it again to end the phone call. Press the key by twice continuously to re-dial the last phone number. Press the key for 2 seconds to reject the phone call.
	Play/ Pause	In Music Mode, press it for 1 time to pause, and press it again to play. (when phone call comes, the music will be off, When phone call is off, the music will continue)
	Previous song	In Music Mode, press it to play previous song.
	Next Song	In Music Mode, press it to play next song.
	Volume Increase	Short press "Volume increase" key for 1 time to increase volume with one point, long press to increase volume all the time. The voice prompts will appear when the volume up to Maximum.
	Volume Decrease	Short press "volume Decrease" key for 1 time to decrease volume with one point, long press to decrease volume all the time. The voice prompts will appear when the volume decrease to Minimum.

## 2. How to connect with two Bluetooth Mobile Phones

- (1) Turn on the bluetooth function of mobile phone 1.
- (2) Long press the “” for 5 seconds until the red and blue indicators take turns to flash, then connect phone 1.
- (3) Press “” 2.5 seconds, Bluetooth headphone enters into pairing mode automatically, the red and blue indicators take turns to flash, meanwhile the phone one is disconnected.
- (4) Turn on the Bluetooth function of mobile phone two, find the headphone B-Trek H10 from the device list and make connection.
- (5) If system prompted for a password, input the password 0000 (four zero), then make the Bluetooth headphone connect with mobile phone two.
- (6) Turn off the bluetooth headphone and return on, the headphone will connect with both mobile phones automatically. The voice “phone 1 connected, phone 2 connected ” will appear in English.
- (7) Turn off the bluetooth of the mobile Phone 1 & 2, it will appear voice Prompts in English.

• When the headphone is connected with two mobile phones, some functions of the mobile phones cannot work normally.

• After pairing with Iphone, it will display the battery power of the bluetooth headphone in iPhone.



**Wireless Bluetooth® Range** 33 feet [10meters]

## 3. Voice Prompt Function

Voice Prompt	Status
Power on	When you turn the headphone on
Pairing	When entering into pairing mode
Phone 1 connected	When you connect the first mobile phone
Phone 2 connected	When you connect the second mobile phone
Headphone is disconnected	When you have no devices to connect
Headphone is disconnected	When you disconnect the headphone from the first mobile phone
Headphone is disconnected	When you disconnect the headphone from the second mobile phone
In coming call	When a call comes in
Maximum volume	When the volume up to the maximum
Power off	When you turn the headphone off
Mute	When the volume down to minimum

#### 4. Bluetooth Indicator Status

Work Status	Indicator Light Status	Remark
Switch on	Blue indicator flash 3 times	Voice Prompts
Switch off	Red indicator flash 2 seconds	Voice Prompts
Pairing	Red and blue indicators take turns to flash	Voice Prompts
Coming call	Red and blue indicators take turns to flash	Voice Prompts
Connection	Blue indicator will flash 1 time every 6 seconds	Voice Prompts
Phone call	Blue indicator will flash 1 time every 6 seconds	
Play Music	Blue indicator will flash 1 time every 6 seconds	
Low battery warning	Blue indicator will flash 1 time every 5 seconds	With "Du,Du,Du" warning sound
Charging	Red indicator is on all the time when charging; off when charged full	

#### 5. Headphone Charging

This headphone is equipped with built-in non-detachable and rechargeable battery.

Please make sure that the battery is charged full for the first time use.

(1) Connect the charger to the charging port.

(2) Insert the charger into the standard power outlet.

During the charging, indicator will turn to Red. If without charging, please plug out the travel charger first, then connect it again.

(3) After full charging, red indicator will be off. Please plug out the travel charger from the power outlet and headphone.

(4) It will reduce the battery performance after long time/repeatable charge and dis-charge.

(5) And it is normal phenomenon for all the rechargeable battery.

Please do not dial or receive phone call during charging, and please plug out the charger from the headphone, then receive the phone call. When the battery is low, the headphone will appear the prompt and the red indicator will flash.

---

. If the headphone shut down without battery during the phone, calls transfer to mobile phone automatically.

. If the coming calls from two connected mobile phones at the same time, can only can refuse the main mobile phone coming call.

## 6. Audio cable connection

Line Insert 3.5mm audio cable into headphone 3.5mm plug port, the other part into audio output device(MP3/PC), then you can enjoy music. When the bluetooth headphone is on, it will be off if insert audio cable.

## 7. Project Specification and Instruction

- . Bluetooth Version : V4.0
- . Supported devices: Bluetooth mobile phones, Bluetooth speakers Bluetooth PC and other Bluetooth devices
- . Maximum work range: 33 Feet (10 Meters)
- . Standby time: Around 300 Hours
- . Talk time: Around 15 Hours
- . Music play: Around 13 Hours
- . Charging time: 4 Hours
- . Charging Voltage: DC 5V
- . Work Voltage: 3.7V
- . Sensitivity: 105±3dB
- . Frequency Response: 20Hz~20KHz

---

. The actual time may vary from mobile phone types and functions

## Contents

- 
- |                       |                     |
|-----------------------|---------------------|
| . Bluetooth Headphone | . 3.5mm Audio Cable |
| . USB Charging Cable  | . User's Manual     |
- 



USB CHARGING CABLE:



3.5MM AUDIO CABLE:



Speakers	Speakers	Stereo
	Drive Diameter	ø40mm
	Impedance	32Ω
	Frequency Response	20Hz-20KHz
	Rated Power	20mW
	Signal to Noise Ratio	92dB
	T.H.D.	< 0.5%
	Sensitivity (S.P.L)	105±3dB
Microphone Directivity	Omnidirectional	
Battery Capacity	420 mAh	
Battery Life	Up to 15 hours (Talk Time)	
	Up to 13 hours (Music Play)	
Bluetooth® Version	V4.0	
Bluetooth® Range	33FT (10m)	
Bluetooth® Profiles	A2DP, AVRCP, HSP, Hands-free Profile	

**Additional Information**

Hands free functionality is only available in the Bluetooth® mode and on mobile phone that support the hands free Bluetooth® profile.

Do not use the headphones in water.

Avoid using the headphone in extremely humid environments.

Avoid placing the headphone near strong magnets or strong magnetic fields.

**Toll Free Number:**

USA 1-855-7SENTEY (1-855-773-6839)

**For more information:**

[www.sentey.com](http://www.sentey.com) – [support@sentey.com](mailto:support@sentey.com)

**Model:**

B-Trek H10

Regulatory and Legal disclaimers

LS-4570

**FCC Information:** This device complies with Part 15 of the FCC rules. Operation is subject to the following two conditions: (1) This device may not cause harmful interference and (2) this device must accept any interference received, including interference that may cause undesired operation.

The Bluetooth® word mark is owned by Bluetooth® SIG, Inc. Any mention of such is only intended for identifications purposes, and in no way implies affiliation or endorsement by any of these companies.

# H10

POWERFUL & STYLISH BLUETOOTH®  
STEREO HEADPHONES

Toll Free Number  
USA 1-855-7SENTEY (1-855-773-6839)

For More Information  
[www.sentey.com](http://www.sentey.com) - [info@sentey.com](mailto:info@sentey.com)

**B-TREK**   
BY SENTEY

**SENTEY** 